



State of Education Santa Maria Valley Chamber of Commerce

April 30, 2025





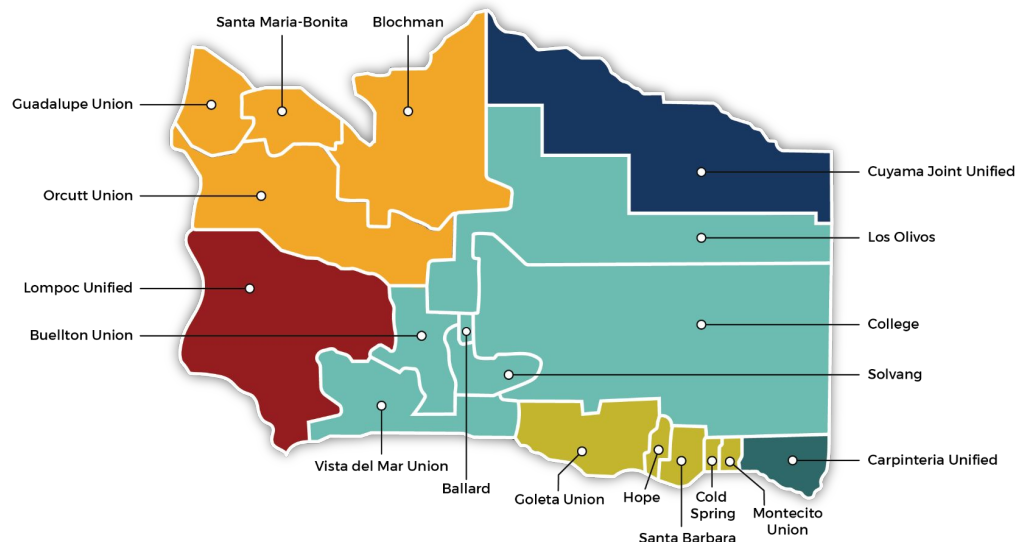
Santa Barbara County Education Office



Dr. Susan Salcido
Superintendent

Santa Barbara County overview

Santa Barbara County school district map



High School District legend

- | | |
|------------------------|---------------------------|
| ● Carpinteria Unified | ● Santa Barbara Unified |
| ● Cuyama Joint Unified | ● Santa Maria Joint Union |
| ● Lompoc Unified | ● Santa Ynez Valley Union |

20
public school
districts

116
public
& charter
schools

2
community
colleges

Santa Barbara County School District Superintendents & Charter School Leaders

Additional Santa Barbara County Charter

School:

- California Connections Academy - Central Coast



Ballard School District
Pam Rennie
Appointed: 2021
1 school, TK-6
Enrollment: 107
ballardschool.org



Cuyama Joint Unified School District
Alfonso Gamino
Appointed: 2020
2 schools, TK-12
Enrollment: 314
cuyamaunified.org



Montecito Union School District
Anthony Ranil
Appointed: 2017
1 school, TK-6
Enrollment: 345
montecito.org



Solvang School District
Sierra Loughridge
Appointed: 2022
1 school, TK-8
Enrollment: 621
solvangschool.org



Orcutt Academy Charter School
Dr. Holly Edds
Appointed: 2020
2 schools, TK-12
Enrollment: 778
orcuttacademy.orcuttschools.net



Blochman Union School District
Doug Brown
Appointed: 2013
1 school, TK-8
Enrollment: 192
blochmanusd.org



Goleta Union School District
Dr. Mary Kahn
Appointed: 2024
9 schools, TK-6
Enrollment: 3,408
gusd.us



Orcutt Union School District
Bree Valla
Appointed: 2020
11 schools, TK-12
Enrollment: 4,764
orcuttschools.net



Vista del Mar Union School District
Bree Valla
Appointed: 2022
1 school, TK-8
Enrollment: 61
vistadelmarunion.com



Peabody Charter School
Demian Barnett
Appointed: 2012
1 school, TK-6
Enrollment: 776
peabodycharter.org



Buellton Union School District
Dr. Randal Haggard
Appointed: 2016
2 schools, TK-8
Enrollment: 545
bueltonusd.org



Guadalupe Union School District
Dr. Emilio Handall
Appointed: 2018
2 schools, TK-8
Enrollment: 1,306
gusdusd.org



Santa Barbara Unified School District
Dr. Hilda Maldonado
Appointed: 2020
21 schools, TK-12
Enrollment: 13,573
sbunified.org



Adelante Charter School
Javier Bolivar
Appointed: 2021
1 school, TK-6
Enrollment: 306
adelantecharter.org



Santa Barbara Charter School
Laura Donner
Appointed: 2014
1 school, TK-8
Enrollment: 290
sbcharter.org



Carpinteria Unified School District
Diana Rigby
Appointed: 2017
6 schools, TK-12
Enrollment: 1,920
cusd.net



Hope School District
Dr. Anne Hubbard
Appointed: 2016
3 schools, TK-6
Enrollment: 871
hopedk6.org



Santa Maria-Bonita School District
Dr. Darren McDuffie
Appointed: 2022
21 schools, TK-8
Enrollment: 17,165
smbdsd.org



Family Partnership Charter School
Stephanie Eggert
Appointed: 2021
1 school, K-12
Enrollment: 400
fpcharter.org




Santa Ynez Valley Charter School
Dr. John Dewey
Appointed: 2018
1 school, TK-8
Enrollment: 170
syvcs.org



Cold Spring School District
Dr. Amy Alzina
Appointed: 2017
1 school, TK-6
Enrollment: 178
coldspringschool.net



Lompoc Unified School District
Dr. Clara Finneran
Appointed: 2023
18 schools, TK-12
Enrollment: 9,413
lusd.org



Santa Maria Joint Union High School District
Antonio Garcia
Appointed: 2020
4 schools, 9-12
Enrollment: 8,985
smjhsd.org



Manzanita Public Charter School
Suzanne Nicastro
Appointed: 2014
1 school, TK-6
Enrollment: 458
manzanitacharterschool.com



Trivium Charter School
Trisha Vais
Appointed: 2011
3 schools, TK-12
Enrollment: 866
triviumcharter.org



College School District
Maureen Donner
Appointed: 2018
2 schools, TK-8
Enrollment: 358
collegeschooldistrict.org



Los Olivos School District
Ray Vazquez
Appointed: 2020
1 school, TK-8
Enrollment: 151
losolivosschool.org



Santa Ynez Valley Union High School District
Dr. Kimberly Sheehan
Appointed: 2024
1 school, 9-12
Enrollment: 862
syvhsd.org



Olive Grove Charter School
Meg Rydman
Appointed: 2020
4 schools, TK-12
Enrollment: 361
olivegrovecharter.org



County Superintendent of Schools
Susan Salcido
Appointed: 2017

Updated as of
11/8/24



Santa Barbara County Education Office
AT A GLANCE

Providing service & leadership
 to Santa Barbara County schools

2024

Report to the Community

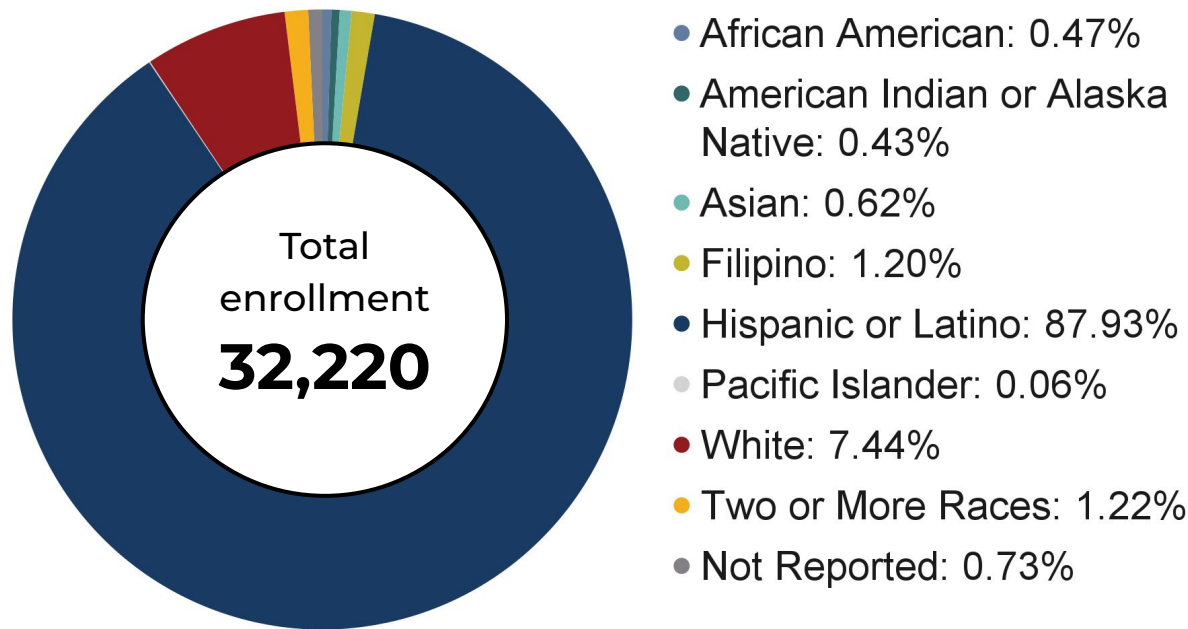


SANTA BARBARA COUNTY EDUCATION OFFICE

www.sbceo.org/report

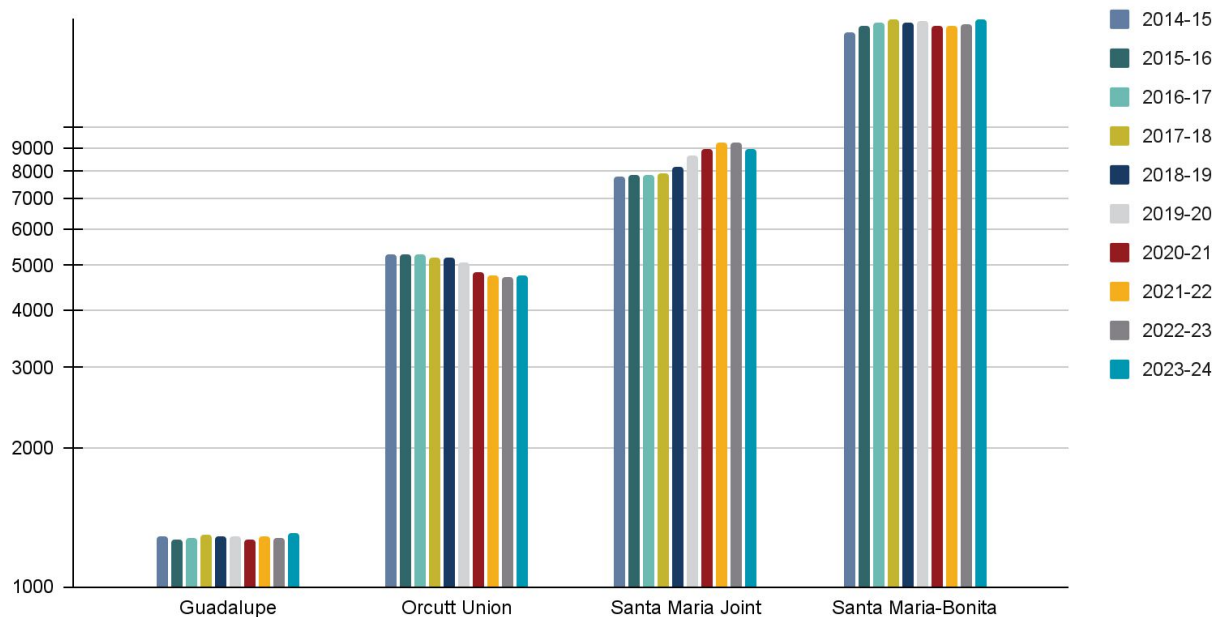
Santa Maria Valley public school districts

Enrollment by Ethnicity 2023-24



Santa Maria Valley public school districts

10-year enrollment trends



SB County Demographics by Student Group

English Learners

Most recent data: 2023-24

37.9%
SM Valley

25.4%
SB County

18.4%
State

Free and Reduced-Price Meals

Most recent data: 2023-24

79.4%
SM Valley

67.1%
SB County

67.1%
State

Youth Experiencing Homelessness

Most recent data: 2022-23

22.16%
SM Valley

12.9%
SB County

4.1%
State

Special Education Enrollment

Most recent data: 2023-24

11.8%
SM Valley

14.2%
SB County

14.3%
State

Source: Dataquest, CDE

High School Graduation Rate

Most recent data: 2023-24



SM Valley: 94.5%

SB County: 93.5%

California: 88.4%

College-Going Rate

Most recent data: 2021-22



SM Valley: 64.8%

SB County: 67.1%

California: 62.0%

*Five-year cohort graduation rate & college going rates for Santa Maria Valley includes Orcutt Academy and Santa Maria Joint Union high schools

Source: Dataquest, CDE

Preparing students for future success

**5,000+ SM Valley
students enrolled in
a CTE course**

Source: SARC reports

14

**CTE Pathways available
in Santa Maria Valley**



Current Pathways in Santa Maria Valley

14 pathways including:

- Arts, Media, & Entertainment
- Education, Child Dev, & Family Services
- Information, Communication, Tech
- Agriculture & Natural Resources
- Building & Construction Trades
- Business & Finance
- Engineering & Architecture
- Fashion & Interior Design
- Health Science & Medical Tech
- Hospitality, Tourism, & Recreation
- Manufacturing & Product Development
- Marketing, Sales, & Services
- Transportation
- Energy, Environment, & Utilities




**Information,
Communication, Tech**
3 campuses



**Agriculture & Natural
Resources**
4 campuses



**Health Science &
Medical Tech**
2 campuses



**Manufacturing &
Product Development**
2 campuses

Apprenticeship programs in Santa Barbara County



**UA Plumbers & Pipefitters
Local Union 114
Apprenticeship Program**



**Tri-Counties Sheet Metal
Workers JATC**



**Santa Barbara County Joint
Electrical Apprenticeship
Program**



**Southwest Mountain States
Carpenters Training Fund**



**Santa Barbara County Education
Office Early Childhood Education
(ECE) Apprenticeship Program**



2024 - 25 Educator Tours Hosts

- All American Screen Printing
- Angstrom Designs
- Aptitude Medical Systems, Inc
- Babe Farms
- Blast 825
- Carpenter's Union
- Commercial Fishermen of SB
- Diani Companies
- Engel & Gray Regional Composite Facility
- Family Services Agency
- Mission Hope
- Mob Armor
- Movement for Life
- Naughty Oak
- PCPA
- Santa Maria Airport
- SB Gift Baskets
- SBCC Allied Nursing Lab
- Skyview Estates
- Sutter/Sansum Outpatient Surgery
- Vandenberg Space Force Base
- Vere Marketing
- Walkthrough Productions



K12 Strong Workforce Program

2024 - Grant round 7

\$1.44 million to SBCEO Consortium

Consortium partners include: all 4 Santa Maria Valley school districts

Focus industry sectors include:

- Building & Construction trades
- Advanced Manufacturing
- Engineering & Architecture



SBCEO Early Care and Education



**\$60
million**

Overseen and administered by SBCEO in support of quality childcare services countywide

**90
trainings**

Delivered each year for current and prospective childcare providers

**11
centers**

Operated by SBCEO provided accredited childcare to over 380 children in 2023-24

In addition to SBCEO's Early Care and Education programs and services, the department manages:



SBCEO Early Care and Education



alternative
payment
program

More than
4,000 families
served through Alternative
Payment Program in 2024-25




What is APP?


Assistance Program for subsidized childcare

- Covers childcare costs (Birth - 13 years of age)
- Family choice of care (center; family child care; family, friend, neighbor)
- Family needs assessment

Student Voices from across the Santa Maria Valley








Guadalupe Union School District



Dr. Emilio M. Handall
Superintendent



*Cultivating
Excellence*



Preparing our students for the future.





State

- Music and Art (Prop 28)
- Enrichment (ELOP)
- Facilities (Jr. High & Early Learning Center)



Investing where the Return on Investment is highest.

District

- Transitional Kinder (TK)
- Co-Teaching (SWD)
- Preschool (Fall, 2025)



Community

- Measures M & N (2016)
- Measures V & W (2022)
- Gymnasium, Jr. High, Early Learning Center



**Santa Maria-Bonita
School District**

CULTIVATING BRIGHT FUTURES

Santa Maria-Bonita School District



Dr. Darren McDuffie
Superintendent



**Santa Maria-Bonita
School District**
CULTIVATING BRIGHT FUTURES



Our Mission



Ensuring every student flourishes by
discovering their passion and purpose



Santa Maria-Bonita School District

CULTIVATING BRIGHT FUTURES

Exercising Self-Determination





Santa Maria-Bonita School District

CULTIVATING BRIGHT FUTURES



Developing the Skills to Maximize Their Fullest Potential



Orcutt Union School District



Dr. Holly Edds
Superintendent




Where excellence shines *and*
community thrives

Innovative Excellence





Deep Community Roots





Driven to Succeed





Santa Maria Joint Union High School District

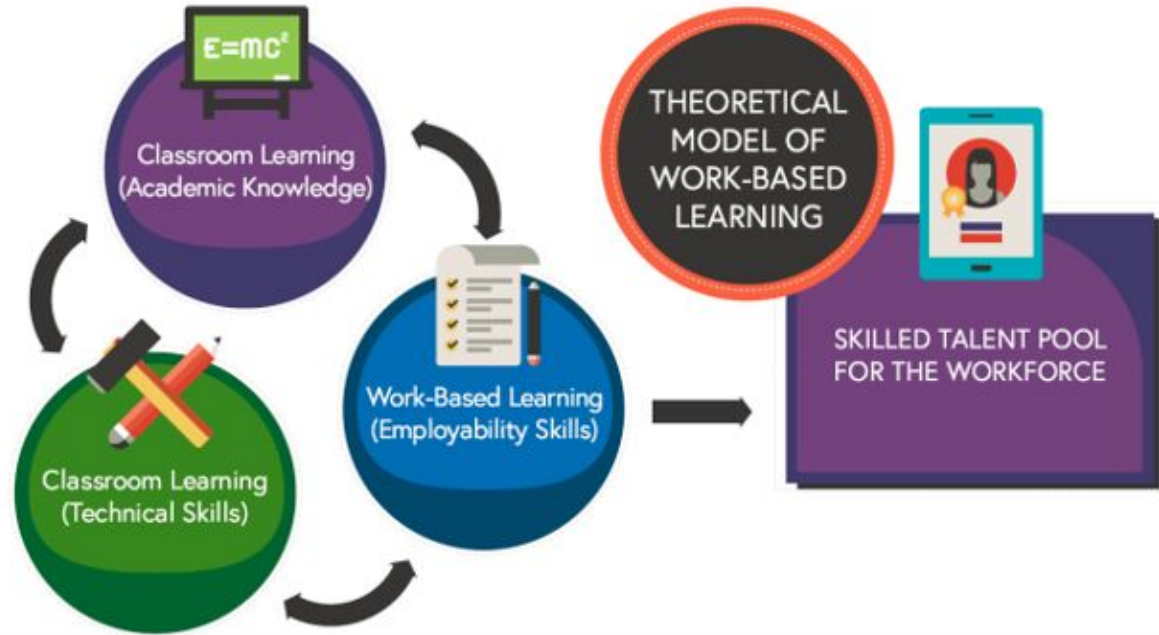



Antonio Garcia
Superintendent



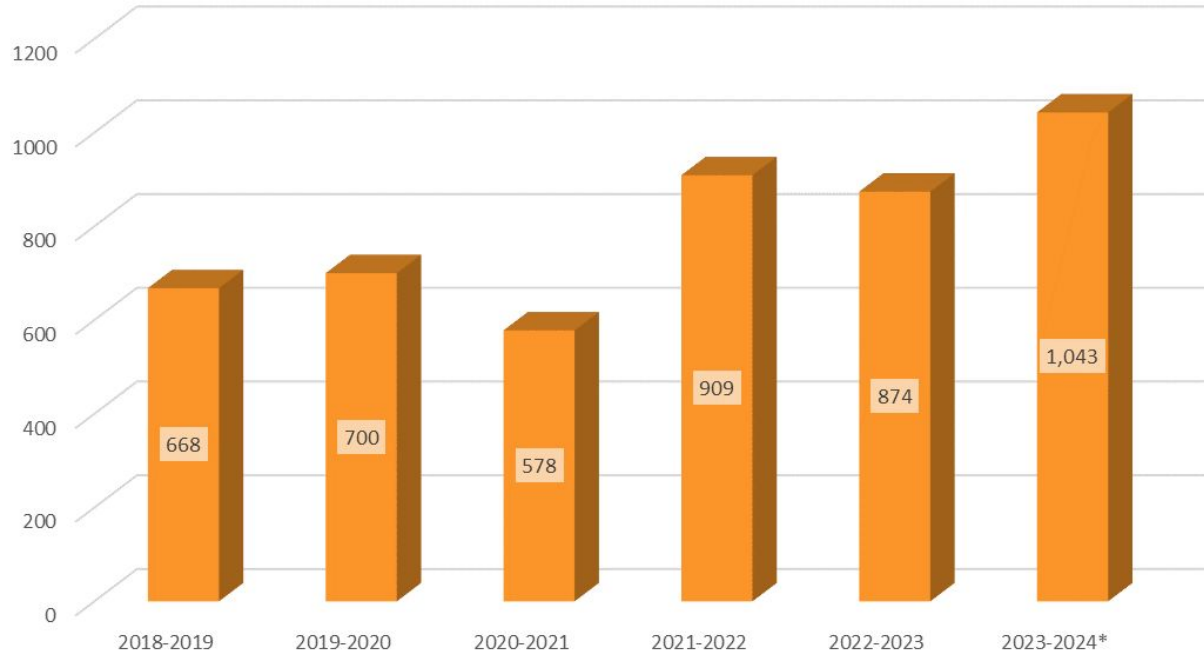
Where
greatness
grows.





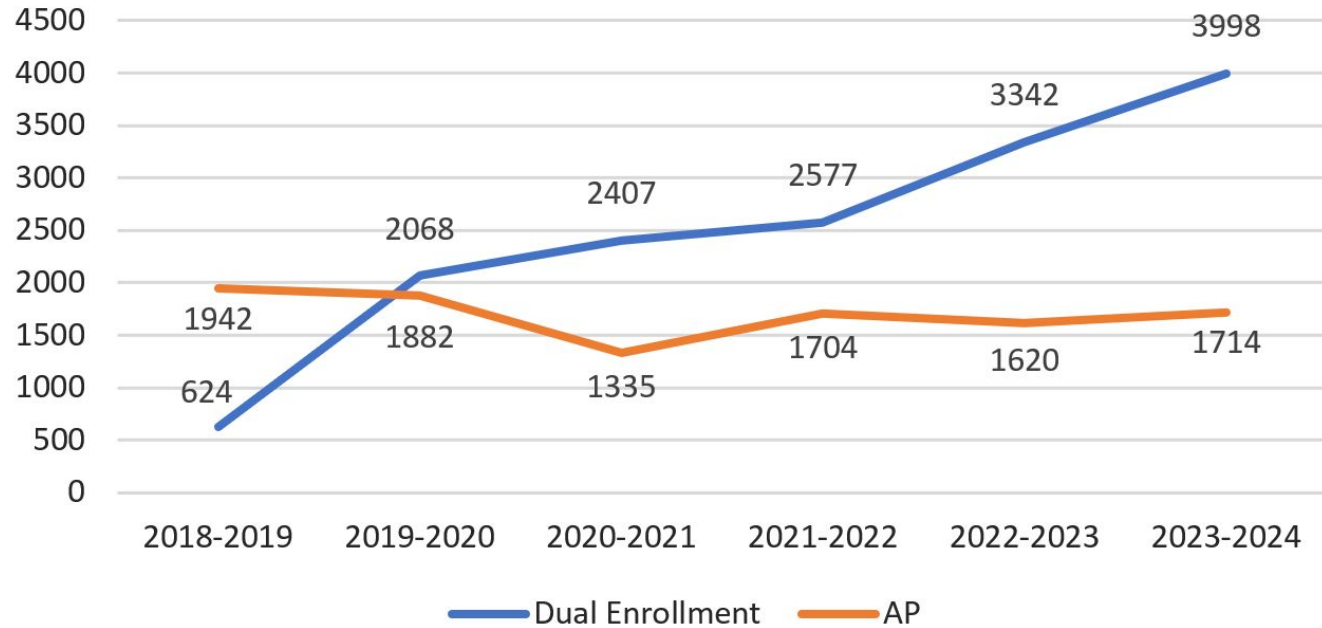
A 3D bar chart illustrating the number of employees in the construction sector across six consecutive periods. The vertical axis represents the number of employees, ranging from 0 to 1200 in increments of 200. The horizontal axis lists the periods: 2018-2019, 2019-2020, 2020-2021, 2021-2022, 2022-2023, and 2023-2024*. Each bar is orange with a 3D effect, and the exact value is displayed on a label within the bar.

Period	Number of Employees
2018-2019	668
2019-2020	700
2020-2021	578
2021-2022	909
2022-2023	874
2023-2024*	1,043





Dual Enrollment and AP Course Completion





SMJUHSD



CAL POLY

FRESNO 
STATE.

UCSB


UNIVERSITY OF CALIFORNIA
SANTA BARBARA



SMJUHSD

Where greatness grows.



Big Picture Topics Impacting Public Education

- Academic rigor and achievement
- Screen time, technology usage, cyber safety, social media
 - Artificial Intelligence
 - Cell phone restrictions
- School safety and emergency preparedness
 - Weather events impacting school operations
 - Safety Plans
- Mental health and wellbeing of students and staff
- Political and legislative changes
- Cost of living; workforce housing
- Staffing: recruitment and retention

**2025
Santa Barbara County
Teacher of the Year**



Laura Branch

**Ernest Righetti High School
Santa Maria Joint Union
High School District**

**2024-25
California Agriculture
Educator of the Year**



Marc DeBernardi

**Santa Maria High School
Santa Maria Joint Union
High School District**

**2025 Bill Cirone
Heart of Education
Award Recipient**



Ricardo Gabaldón

**Ernest Righetti High School
Santa Maria Joint Union
High School District**

Launch your **Career in Education** today

Join the Journey

Schools across **Santa Barbara County** are hiring



Minerva Valdez
Food Service Site Manager



Bob Walling
Custodian



Lupe Medrano
Bus Driver



Diane Campo
Paraeducator



Erin Shurson
Speech Language Pathologist

Visit sbceo.org/jointhejourney to watch the series
and explore opportunities serving students &
schools across Santa Barbara County





Bob Walling
Custodian

Launch your Career in Education Today



Join the Journey

Schools across Santa Barbara County are hiring.





Thank you!